


How to register your account

Please fill out all mandatory fields in Latin characters

AGENCY section – these are the details of the agency in question.



Register

AGENCY MANAGER

*You may only register your agency if you are the proprietor or manager, who will have the authority to manage the agency's account and register the Agents

Please use latin characters only

Agency Name *	Chain affiliation / network
Association ▼	Code
Address *	
City *	State
Zip Code *	Country * ▼
Telephone *	Website
Company email *	

(*) required fields

NEXT

Agency Name: the name of the agency

Chain affiliation / network: network the agency might be registered in

Association: name of the association the agency might be in

Code: number of the association (if any)

Address *

City *

State

Country:

Zip Code *

Telephone *


Website

Company email * company email / generic email

(*)mandatory fields

"Manager" section – your personal details

Register



AGENCY

MANAGER

*Manager is the person who has the authority to manage the agency's account

First Name *

Last Name *

Birthday *

Gender *

Business email *

Telephone *

Password *

Confirm password *

☐ I agree to the Terms and Conditions of **Aldemar Sunny Time program***.

(*) required fields

PREVIOUS

FINISH

First Name *

Last Name *

Birthday *

Business email * your email, which will be used as a login

Telephone *

Password *

Confirm password *

I agree to the Terms and Conditions of Aldemar Sunny Time program*.

(*)mandatory fields

Extra information:

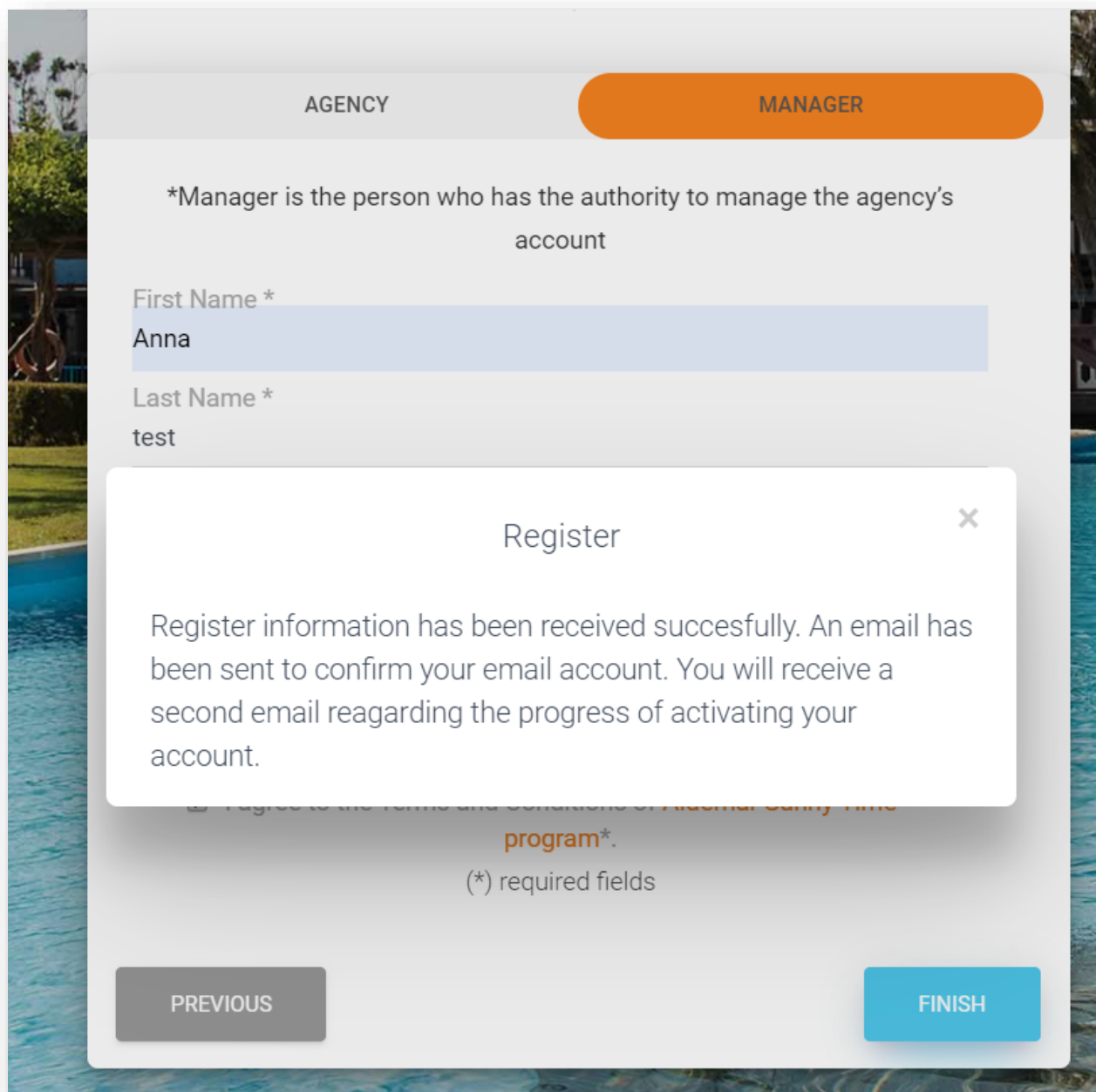
If you are the owner /director of the agency, you may grant separate access to your employees through the platform → Manager section → Agent Management.

In this case scenario, they will not need to go through the registration process, and you will be able to monitor their activity and points collected, without the right to redeem them.

The employee will also not have the manager section and will not be able to add other employees, nor monitor their activity.

If the employee would like to have an independent account, they will need to go through the process of the registration themselves, agree to terms & conditions and wait for the admin approval.

Right after clicking on “Finish” the following message will pop-up



The image shows a registration form interface. At the top, there are two tabs: "AGENCY" and "MANAGER". The "MANAGER" tab is selected and highlighted in orange. Below the tabs, there is a text instruction: "*Manager is the person who has the authority to manage the agency's account". The form contains two input fields: "First Name *" with the value "Anna" and "Last Name *" with the value "test". A white pop-up message box is centered on the screen, titled "Register" with a close button (X) in the top right corner. The message text reads: "Register information has been received successfully. An email has been sent to confirm your email account. You will receive a second email regarding the progress of activating your account." Below the pop-up, there is a checkbox labeled "I agree to the terms and conditions of the online program*" and a note "(*) required fields". At the bottom of the form, there are two buttons: "PREVIOUS" (grey) and "FINISH" (blue).

AGENCY MANAGER

*Manager is the person who has the authority to manage the agency's account

First Name *
Anna

Last Name *
test

Register

Register information has been received successfully. An email has been sent to confirm your email account. You will receive a second email regarding the progress of activating your account.


I agree to the terms and conditions of the online program*.
(*) required fields

PREVIOUS FINISH

You will then need do check your email to confirm your registration by clicking on the button «confirm your registration».


Please note that it may take up to 48 hours for the admin to approve your registration.


Until it is approved, you will see the below message:




The image shows a login form for 'Sunny Time'. At the top is an orange header with the word 'Login' in white. Below this is the 'Sunny Time' logo, which consists of a stylized sun icon and the text 'Sunny Time' in a script font. The form has two input fields: an email field with an envelope icon and the text 'repmgr@aldemar.gr', and a password field with a lock icon and a series of dots. Below the password field is a red error message: 'Your organization is not approved.' Below this is a blue link: 'Forgot your password?'. At the bottom is a blue button with the text 'LOGIN' in white. The background of the form is a white card with a drop shadow, set against a background image of a swimming pool and palm trees.

Login



 repmgr@aldemar.gr



Your organization is not approved.

[Forgot your password?](#)

LOGIN